

# ST

## SST

### AISI 304

#### STC 150 / STC E 150 / STW 150

Spring hinges made of stainless steel AISI 304 with a special design where a blade works into the other, thus offering an exceptionally thin width (2,5 mm) which allows, in most of the cases, to avoid rabbet.



#### Outside materials

- blade: SST AISI 304 or AISI 316 polished
- adjustable cap and washers: SST AISI 316

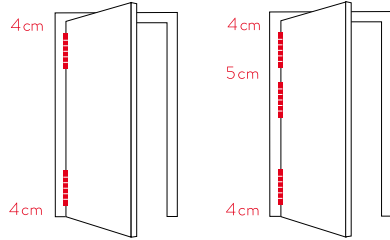
#### Inside materials

- inner axle: SST AISI 304 or AISI 316
- inner spring: stainless steel blades set with protective grease

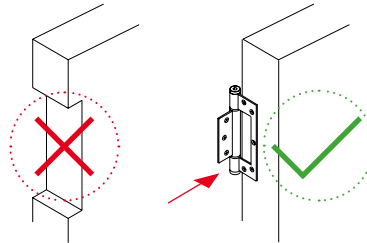
#### Performance

- application: suitable for indoor/outdoor installation
- automatic return: yes
- adjustable return power: yes
- maximum door opening: 180°
- working cycles: up to 500.000

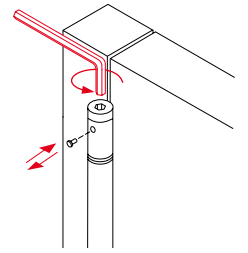
#### Proper installation of 2 and 3 hinges



#### No milling or rebating installation



#### Tension

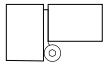


3-points adjusting cap

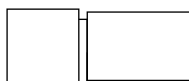
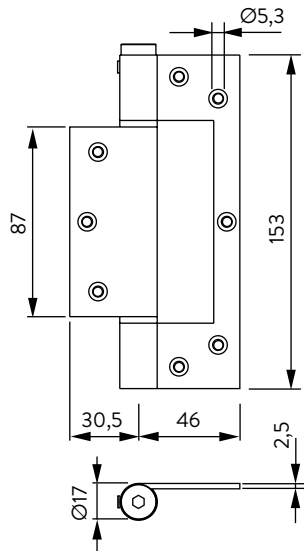
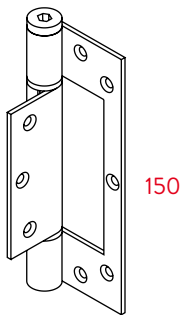
see ST tutorial



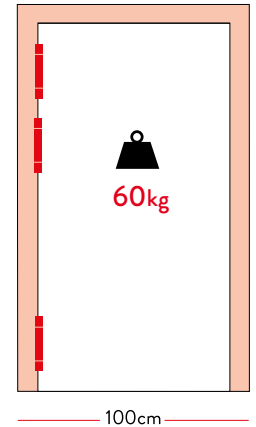
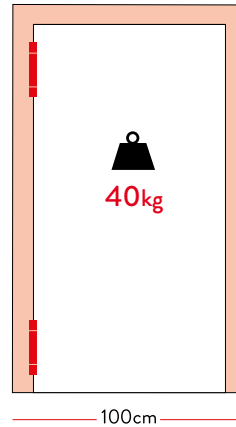
### STW 150



max. profile 40 mm



thickness 2,5 mm

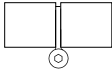


100cm

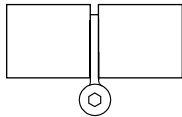
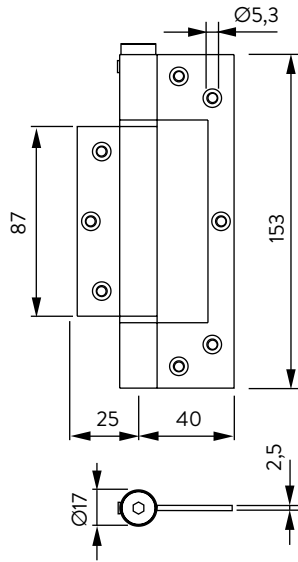
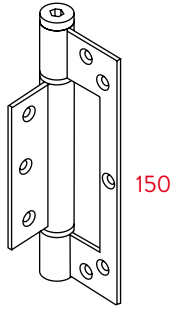
100cm

ST single action

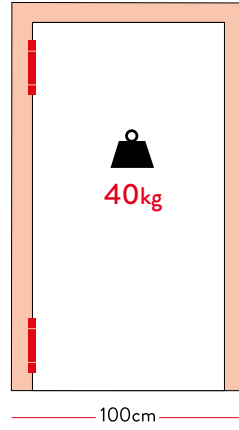
STC E  
150



max. profile  
30 mm

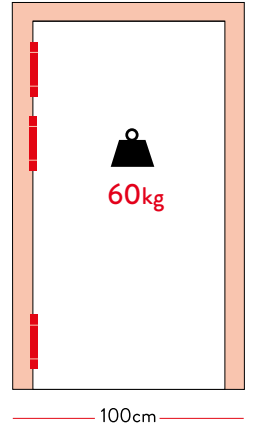


thickness 2,5 mm



40kg

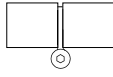
100cm



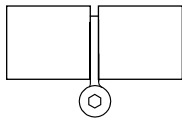
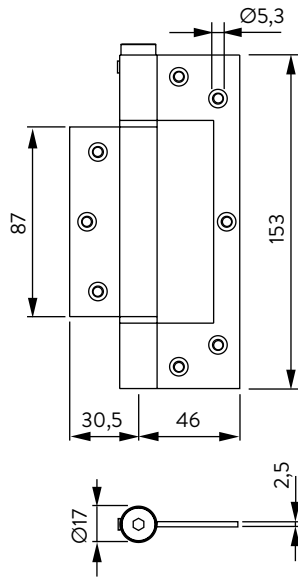
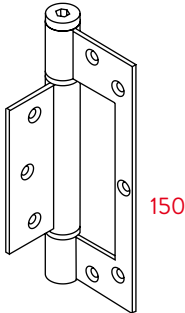
60kg

100cm

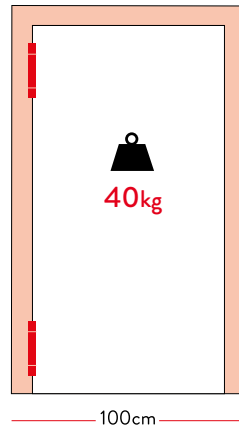
STC  
150



max. profile  
40 mm

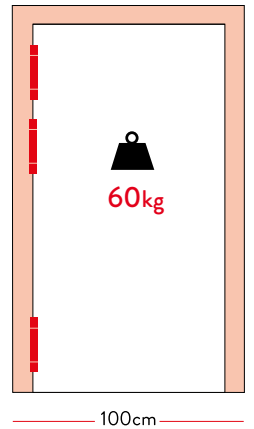


thickness 2,5 mm



40kg

100cm



60kg

100cm