

PG IRON

PG 120 / PG 180 / PG 240

Hinges with washer and drop profile for installation on doors by welding. High resistance to deformation. Available in iron and zinc-plated iron.

Outside materials

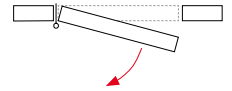
- blade: steel
- adjustable cap: carbon steel
- washer: steel

Inside materials

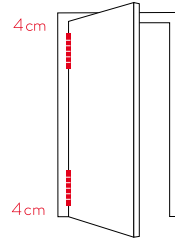
- inner axle: stainless steel AISI 304
- inner spring: steel blades set with protective grease

Performance

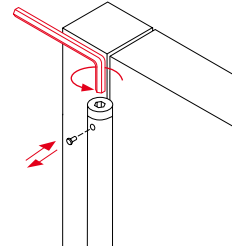
- application: suitable for indoor/outdoor installation
- automatic return: yes
- adjustable return power: yes
- maximum door opening: 180°
- working cycles: up to 500.000



Proper installation



Tension



3-points adjusting cap

PG WITH WASHER

