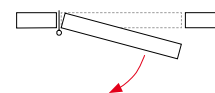


PP IRON

PP 240

Blade hinge built with 2 steel profiles. Single length of 240mm. The upper pushes the door, by working on the lower washer, which is welded to the frame. High resistance to deformation. 3 positions adjustable force. Available in iron and zinc-plated iron.



Outside materials

- blade: steel
- adjustable cap: carbon steel
- washers: steel

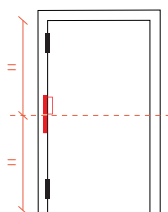
Inside materials

- inner axle: stainless steel AISI 304
- inner spring: steel blades set with protective grease

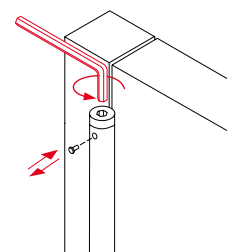
Performance

- application: suitable for indoor/ outdoor installation
- automatic return: yes
- adjustable return power: yes
- maximum door opening: 180°
- working cycles: up to 500.000

Proper installation



Tension



3-points adjusting cap



PP 240

