

TP ALUM

TP 2-3-4 / TP 4-5-6

Door closer with overcharge valve. Able to exceed 500.000 door cycles. Especially suitable for accesses with high levels of transit.

Outside materials

- body: aluminum
- cover: aluminum (painted)
- lever: steel (painted)
- cap cover: ABS (black)

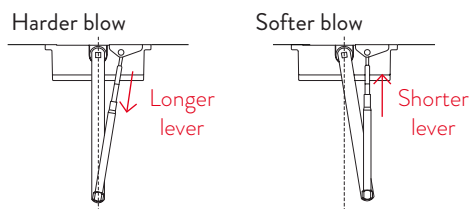
Inside materials

- hydraulic oil
- graduation valve: thermomatik
- coil spring
- bearing: needle cap

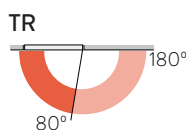
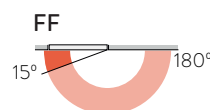
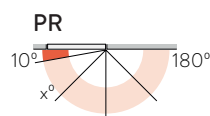
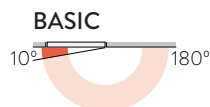
Performance

- mechanism: hydraulic system
- lever: adjustable
- maximum working opening: 180°
- normal-strong installation: only normal
- Guaranteed working cycles: 500,000

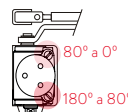
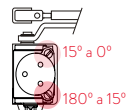
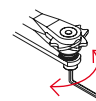
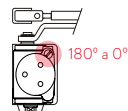
Final blow regulation



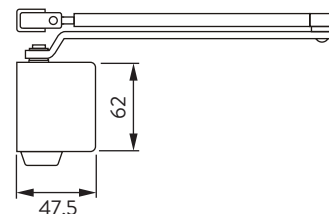
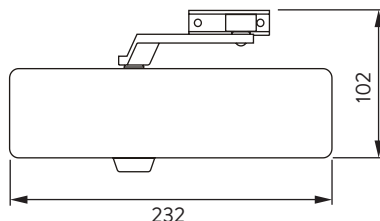
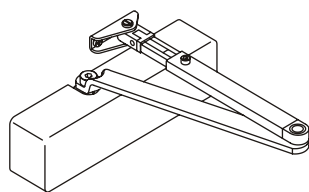
Opening and closing systems



TP 2-3-4
TP 4-5-6



TP 2 - 3 - 4
TP 4 - 5 - 6



	Strength	Door width	Door weight	Opening and closing systems
TP 2 - 3 - 4	2 EN	85 cm	40 kg	BASIC / PR / FF / TR
	3 EN	95 cm	60 kg	
	4 EN	110 cm	80 kg	
TP 4 - 5 - 6	4 EN	110 cm	80 kg	BASIC / PR / FF / TR
	5 EN	125 cm	100 kg	
	6 EN	140 cm	120 kg	